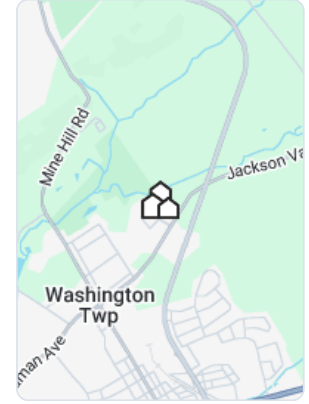


Market Trends

Property Type: SF + Condo/TH/Apt

February 2025

Market Type



Key Details

Months of Inventory	Sold to List Price %	Median Days in RPR	Median Sold Price
1.55 ↓ 3.73% MoM	101.6% ↑ 0.41% MoM	27 ↓ 3.57% MoM	\$390,000 ↓ 6% MoM

Realtors Property Resource®, LLC

Source: Listings

Median Estimated Property Value

February 2025

Property Type: SF + Condo/TH/Apt

Median Estimated Value

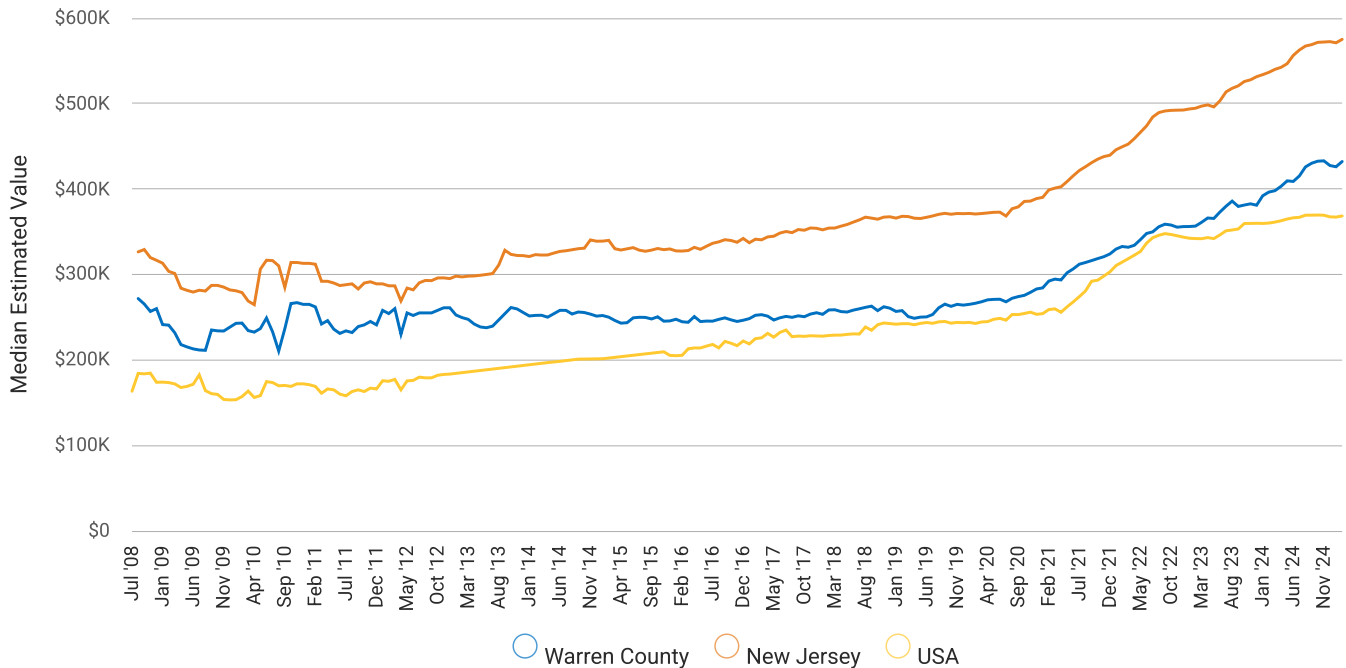
\$432,180

Last Month Change

+1.4%

12 Month Change

+9%



Realtors Property Resource®, LLC

Source: Public Records and Listings

New Listings

February 2025

Property Type: SF + Condo/TH/Apt

Median List Price

\$389,000

↓ 2.7% MoM

of Properties

95

↑ 33.8% MoM

Median \$/Sqft

\$231

↑ 0.4% MoM

Total \$ Volume

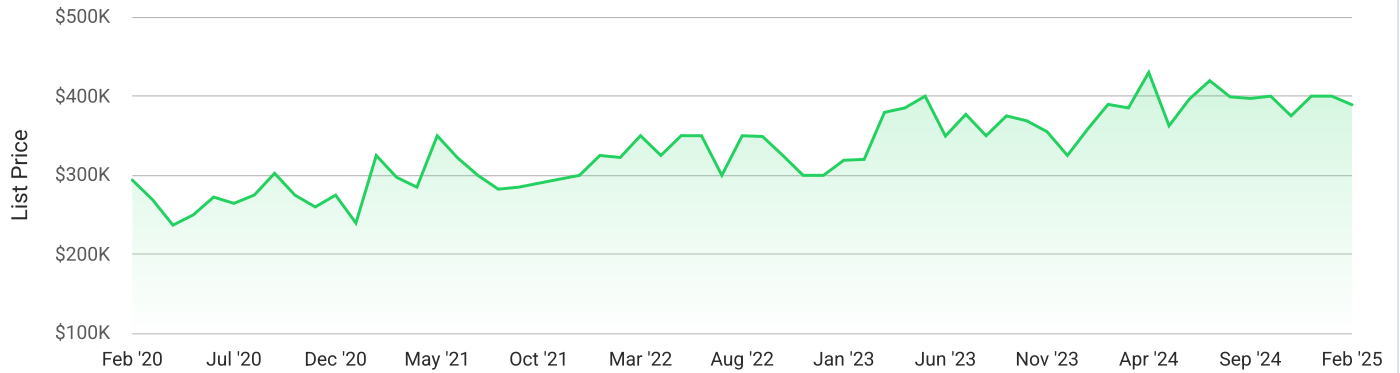
\$46,917,599

↑ 54.9% MoM

Median Living Area Sqft

1,697

↑ 0.8% MoM



Realtors Property Resource®, LLC

Source: Listings

Active Listings

February 2025

Property Type: SF + Condo/TH/Apt

Median List Price

\$419,000

↑ 4.9% MoM

of Properties

139

↓ 3.5% MoM

Median Days in RPR

38

↓ 29.6% MoM

Median \$/Sqft

\$234

↑ 0.9% MoM

Total \$ Volume

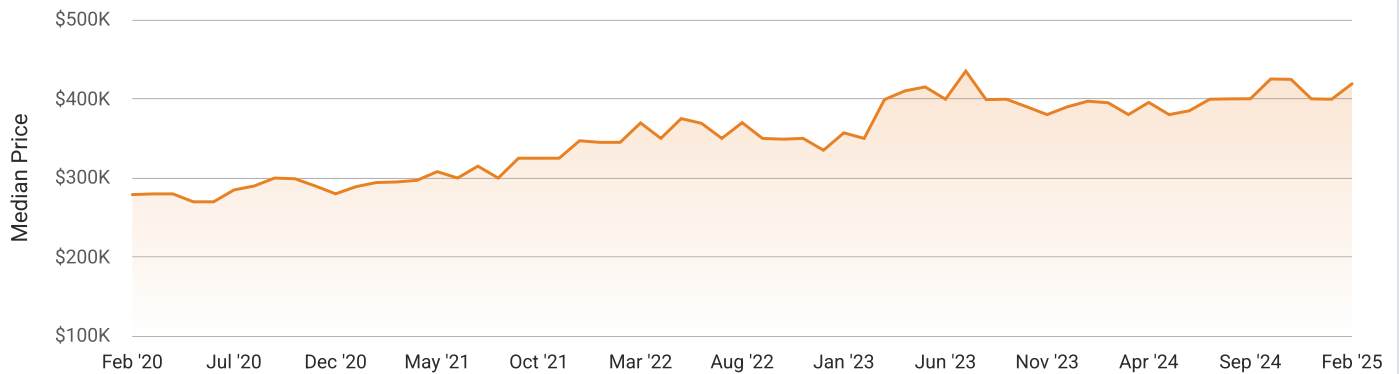
\$73,336,233

↑ 8.4% MoM

Median Living Area Sqft

1,697

↑ 4% MoM



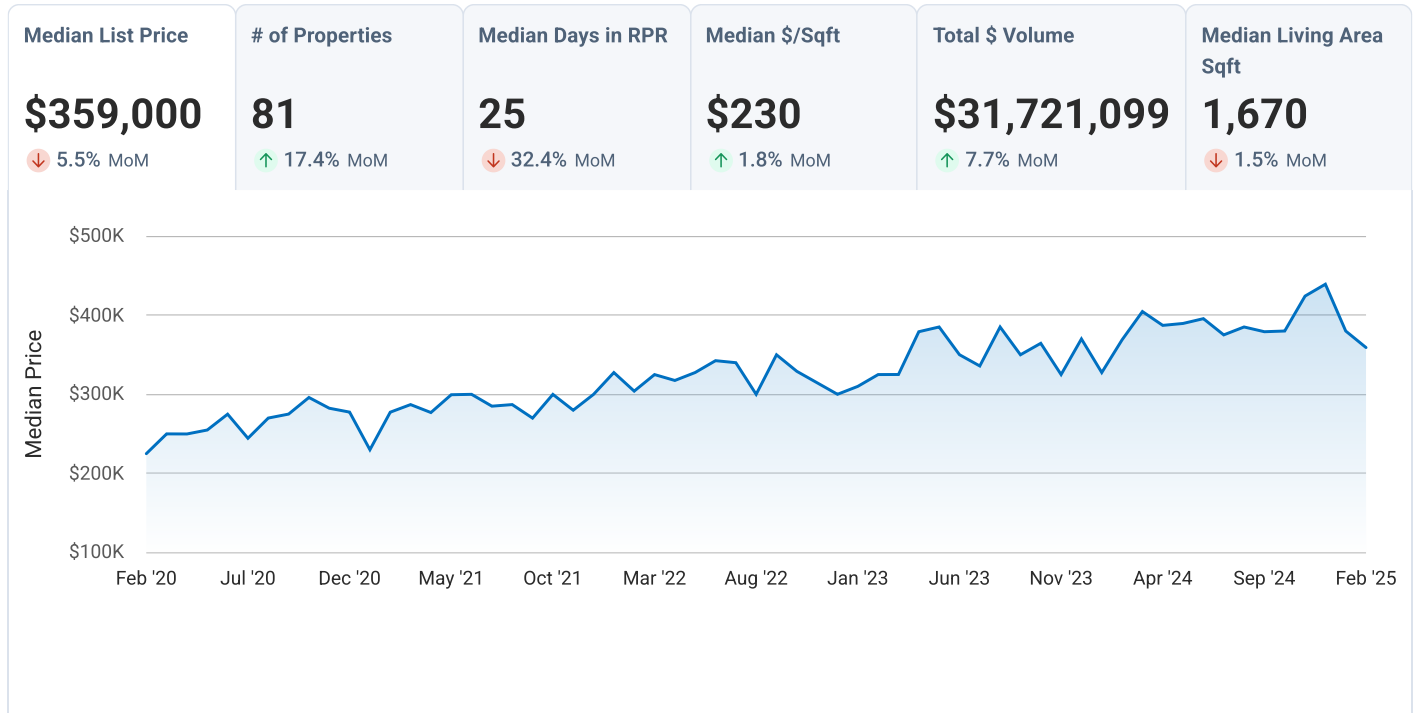
Realtors Property Resource®, LLC

Source: Listings

New Pending Listings

February 2025

Property Type: SF + Condo/TH/Apt



Pending Listings

February 2025

Property Type: SF + Condo/TH/Apt

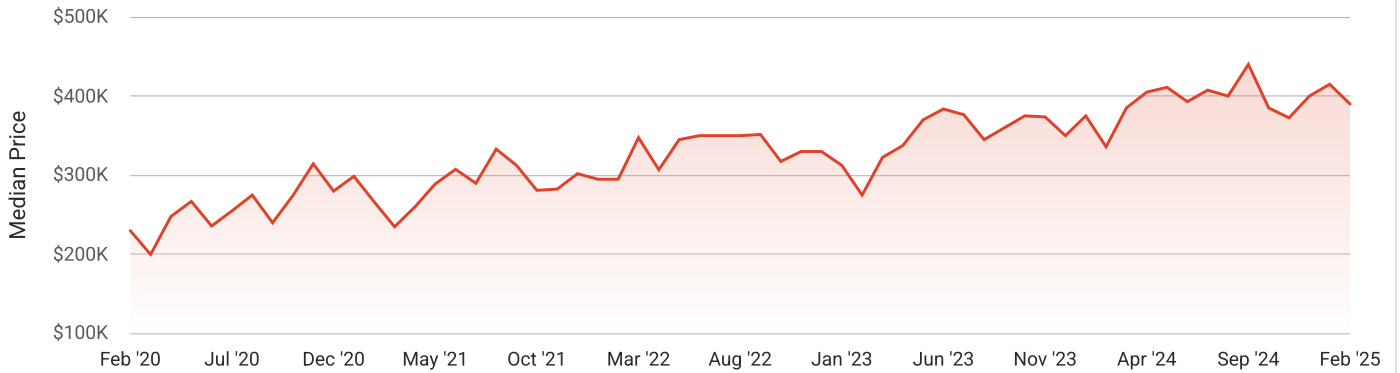


Sold Listings

February 2025

Property Type: SF + Condo/TH/Apt

Median Sold Price \$390,000 ↓ 6% MoM	# of Properties 66 ↑ 11.9% MoM	Sold to List Price % 101.6% ↑ 0.4% MoM	Median Days in RPR 27 ↓ 3.6% MoM	Median \$/Sqft \$224 ↓ 5.5% MoM	Total \$ Volume \$27,140,394 ↑ 2% MoM
--	--	--	--	---	---



Realtors Property Resource®, LLC

Source: Listings

Months Supply of Inventory

February 2025

Property Type: SF + Condo/TH/Apt

Months Supply of Inventory 1.55	Last Month Change -3.7%	12 Month Change -27.2%
--	--	---



Realtors Property Resource®, LLC

Source: Listings

Sold Public Records

February 2025

Property Type: SF + Condo/TH/Apt

Median Sold Price

\$303,750

↓ 32.9% MoM

of Properties

10

↓ 73.7% MoM

Median \$/Sqft

\$186

↓ 19.5% MoM

Median Living Area Sqft

1,669

↓ 5% MoM

Total \$ Volume

\$2,908,470

↓ 83% MoM

